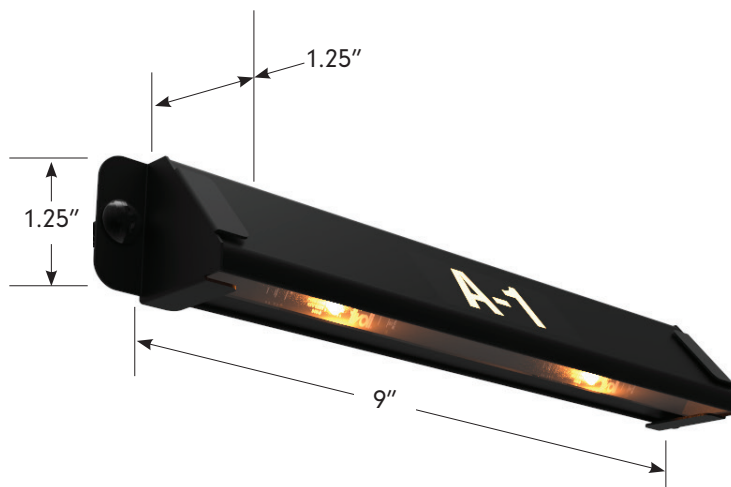


Project: \_\_\_\_\_ Type: \_\_\_\_\_

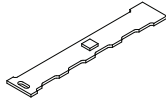
- Compact (9" x 1.25" x 1.25") tamper-resistant fixture offers hidden linear light source
- Optically clear polycarbonate co-extruded directional lens features 90° lighting cut-off for hidden, discreet illumination. An optional row indicator window is available
- Efficient, modular design incorporates replaceable PCB that easily snaps into Titanium series modules for easy and economical maintenance. Includes 48" Super-flex conduit for wireway connection
- Use with Two-Tone Bullnose stair nosing with wireway reflective edge
- Ideal for seat mounted aisle lighting applications

## Dimensions

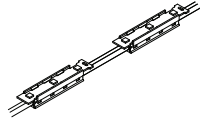




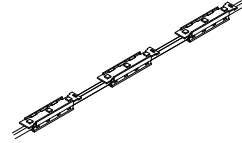
Replacement Parts



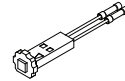
**FTT-LED-XX**  
**XX = 19** (1900K), **27** (2700K),  
**30** (3000K), **35** (3500K), **40**  
 (4000K), **RD** (Red), **AM** (Am-  
 ber), **BL** (Blue)  
 Replacement PCB



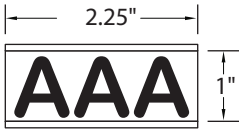
**FTT-02-STRAND-XX**  
**XX = 19** (1900K), **27** (2700K),  
**30** (3000K), **35** (3500K), **40**  
 (4000K), **RD** (Red), **AM** (Am-  
 ber), **BL** (Blue)  
 Low Brightness Replacement  
 strand with 2 led PCB



**FTT-03-STRAND-XX**  
**XX = 19** (1900K), **27** (2700K),  
**30** (3000K), **35** (3500K), **40**  
 (4000K), **RD** (Red), **AM** (Am-  
 ber), **BL** (Blue)  
 Standard Brightness Replacement  
 strand with 3 led PCB




**FTT-RI-19**  
**XX = 19** (1900K), **27** (2700K),  
**30** (3000K), **35** (3500K), **40**  
 (4000K), **RD** (Red), **AM** (Am-  
 ber), **BL** (Blue)  
 Row Indicator LED



**FTT-WINDOW**  
 Snaps easily into position along  
 installed base and interconnects  
 with outer lens cover for seamless  
 profile.  
 Replacement window only

In-Wall Controls



**TVOQ-1-WH**  
 White



**TVOQ-10-XX-7**  
**XX = BK** (Black), **WH** (White)



**TVOQ-2-BK**  
 Black



Power Supplies

**ADUL - NON DIMMING**

DESCRIPTION	CAT NO	APPLICATION	PRIMARY VOLTAGE	SECONDARY VOLTAGE	CIRCUIT BREAKERS	MAX LOAD	CIRCUIT CAPACITY
ADUL Series Class 2 Transformer	ADUL-80-1-5-12-D	Indoor / Damp	100-277V AC 50/60 HZ	12V DC	1	60W	5A
	ADUL-150-2-5-12-D				2	2x60W	2x5A
	ADUL-240-3-5-12-D				3	3x60W	3x5A
	ADUL-320-4-5-12-D				4	4x60W	4x5A

**ADUL - 0-10V DIMMING**

DESCRIPTION	CAT NO	APPLICATION	PRIMARY VOLTAGE	SECONDARY VOLTAGE	CIRCUIT BREAKERS	MAX LOAD	CIRCUIT CAPACITY
ADUL Series Class 2 Transformer	ADUL-80-1-5-12-DOT	Indoor / Damp	100-277V AC 50/60 HZ	12V DC	1	60W	5A
	ADUL-150-2-5-12-DOT				2	2x60W	2x5A
	ADUL-240-3-5-12-DOT				3	3x60W	3x5A
	ADUL-320-4-5-12-DOT				4	4x60W	4x5A

**ADUL - DMX SINGLE ADDRESS**

DESCRIPTION	CAT NO	APPLICATION	PRIMARY VOLTAGE	SECONDARY VOLTAGE	CIRCUIT BREAKERS	MAX LOAD	CIRCUIT CAPACITY
ADUL Series Class 2 Transformer	ADUL-80-1-5-12-DIN	Indoor / Damp	100-277V AC 50/60 HZ	12V DC	1	60W	5A
	ADUL-150-2-5-12-DIN				2	2x60W	2x5A
	ADUL-240-3-5-12-DIN				3	3x60W	3x5A

**ADUL - DMX MULTI ADDRESS**

DESCRIPTION	CAT NO	APPLICATION	PRIMARY VOLTAGE	SECONDARY VOLTAGE	CIRCUIT BREAKERS	MAX LOAD	CIRCUIT CAPACITY
ADUL Series Class 2 Transformer	ADUL-150-2-5-12-DIN-2	Indoor / Damp	100-277V AC 50/60 HZ	12V DC	2	2x60W	2x5A
	ADUL-240-3-5-12-DIN-3				3	3x60W	3x5A
	ADUL-320-4-5-12-DIN-4				4	4x60W	4x5A

**INFINITY - MLV / ELV / 0-10V / PWM / TRIAC**

DESCRIPTION	CAT NO	APPLICATION	PRIMARY VOLTAGE	SECONDARY VOLTAGE	CIRCUIT BREAKERS	MAX LOAD	MIN LOAD	CIRCUIT CAPACITY
Infinity Series Class 2 Transformer	INF-J-30-1-2.5-12	Indoor / Outdoor	100 - 277V AC	12V DC	1	30W	3W	2.5A
	INF-J-60-1-5-12				1	60W	6W	5A
	INF-J-180-3-5-12				3	3x60W	3x6W	3x5A
	INF-J-300-5-5-12				5	5x60W	5x6W	5x5A

Dimmers

**DIMMING - 0-10V**

DESCRIPTION	CAT NO	APPLICATION	INPUT VOLTAGE	OUTPUT VOLTAGE	MAX LOAD
0-10V Dimmer	DIM-LD-010	Indoor	12V/24V DC	12V/24V DC	30 mA max. output (sink only)

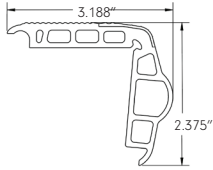
**DIMMING - MLV**

DESCRIPTION	CAT NO	APPLICATION	INPUT VOLTAGE	OUTPUT VOLTAGE	MAX LOAD
MLV Dimmer	N-600	Indoor	120V AC	120V AC	450W
	N-1000				800W
	N-1500				1200W
	D-600				450W
	M-600				450W
	M-1000				800W

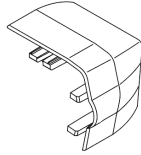
**DIMMING - ELV**

DESCRIPTION	CAT NO	APPLICATION	INPUT VOLTAGE	OUTPUT VOLTAGE	MAX LOAD
ELV Dimmer	ME-600	Indoor	120V AC	120V AC	450W
	DE-300				300W

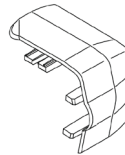
TwoTone Bullnose & Accessories



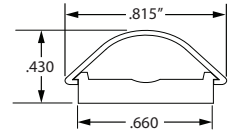
**BNS-XXX-GY-12**  
**XXX = TT** (black/gray), **TT2** (black/2"gray), **SC** (solid gray)  
 TwoTone Bullnose, 12' length



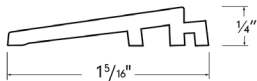
**BNS-TT-EC-X**  
**X = L** (left side), **R** (right side)  
 Bullnose Overlap End Caps, black



**BNS-CC-TT-EC-X**  
**X = L** (left side), **R** (right side)  
 Bullnose Carpet to Carpet End Caps, black



**BS-CC-8**  
 Wall Wireway, 8' black base & conduit cover



**BNS-TT-R-12**  
 Step Reducer, 12' section



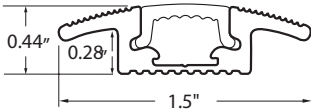
**STP-EXTNDR-12**  
 Bullnose Step Landing Tread Extender, 12'



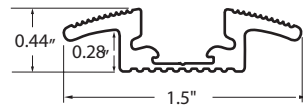
**ADH-MB-75AM-XX**  
**XX = 10** (10.1 oz tubes, 30 per case.), **29** (29 oz tubes 12 per case)



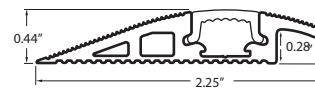
**ADH-IA-10.2-CA**  
 End cap clear liquid adhesive, 10.2 oz tubes sold individually, 12 per case



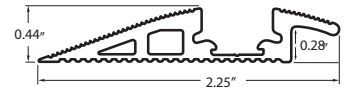
**WW-XX-XX-8**  
**XX = CC** (Carpet to Carpet base), **CW** (Carpet to Wall base)  
**XX = BK** (black lense), **GY** (gray lense)  
 Base and Cover Combo, 8' length



**WW-XX-BS-8**  
**XX = CC** (Carpet to Carpet), **CW** (Carpet to Wall)  
 Base Only, black, 8' length



**WW-CE-XX-8**  
**XX = BK** (black), **GY** (gray)  
 Carpet to Edge Base and Cover Combo, 8' length



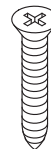
**WW-CE-BS-8**  
 Base Only, Carpet To Edge, black, 8' length



**WW-TC-XX-8**  
**XX = BK** (Black), **GY** (Gray), **CL** (Clear), **BZ** (Bronze)  
 Top Cover Wire Way lens, 8' length



**RONDB-5/32**  
 Concrete Drill Bit 5/32"



**TM-3/16**  
 Concrete Screw 3/16" x 1 3/4"